


Download UniDesktop on your tablet or mobile device:

- Go to the **App Store** of your device and search for **vWorkspace**
- **Install** the vWorkspace and then click **Open**
- This will open the vWorkspace software
- On the down-right corner of your screen select the **cross**:

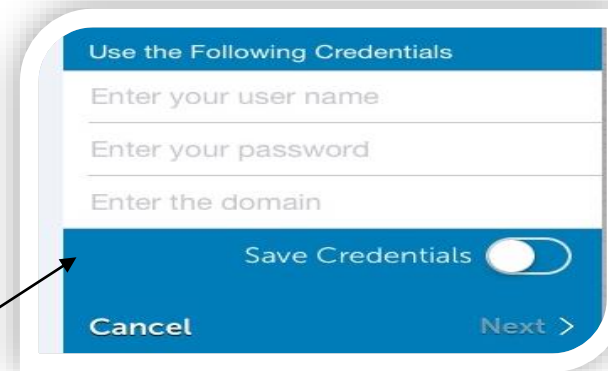
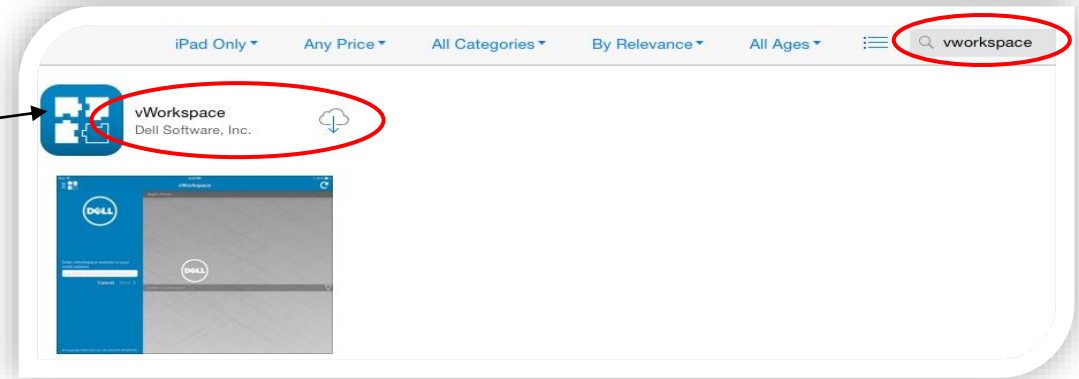


- A dialog box will appear to enter the vWorkspace website



- Type **unidesktop.hud.ac.uk** and then select **Next**
- This will bring up a dialog box to type your UoH **username** and **password**. In the Domain field, type **ad**
- Select **Next**
- To start using UniDesktop, click on **UniDesktop Digital Workspace** from **My Applications** group

(Note: If you are using an Android device, the icons may be different, but steps are the same)



★ TIPS:

- If you want to **log off**, select:
- If you want to add configuration select:
- If you want to **refresh application set**, select:
- If you want to disconnect while using UniDesktop, go to **Window > Power > Disconnect**